





SANTA PORTRAITS




Père Noël, Saint Nick, Babbo Natale, Father Christmas, Santa Claus—the jolly gift-giver answers to countless names around the world. Carol Emmer's *Santa Portraits* features a quartet of richly clad Santas preparing for the big day. All four designs employ softly shaded DMC® flosses and raw linen Cashel® to create timeless holiday designs.


Santa 1




Santa 2



Santa 3



Santa 4





Santa Portraits

Designed by Carol Emmer

Materials

- Four 13" x 12" pieces 28-count raw linen Cashel® linen from Zweigart®*
- One skein each DMC® six-strand embroidery floss**
- Size 24 tapestry needle
- Professionally framed*

*See "Where to Find It" on page 58.

**Refer to color code.

DMC®

- 3031 mocha brown, vy. dk.
- ∕ 3031 mocha brown, vy. dk. (half cross stitch)
- * 3772 desert sand, vy. dk.
- ϕ 3064 desert sand
- ≡ 758 terra cotta, vy. lt.
- ? 352 coral, lt.
- ∟ 3708 melon, lt.
- ♡ 353 peach
- ℓ 948 peach, vy. lt.
- 3770 tawny, vy. lt.
- ✿ 814 garnet, dk.
- 498 red, dk.
- 3 321 red
- @ 666 red, bt.
- 3801 melon, vy. dk.
- 844 beaver gray, ul. dk.
- X 646 beaver gray, dk.
- ◇ 647 beaver gray, med.
- b 648 beaver gray, lt.
- c 3072 beaver gray, vy. lt.
- blanc white
- # 640 beige gray, vy. dk.
- ☆ 642 beige gray, dk.
- a 644 beige gray, med.
- / 822 beige gray, lt.
- B 931 antique blue, med.



- ♥ 930 antique blue, dk.***
- ⊗ 932 antique blue, lt.***
- ∩ 3752 antique blue, vy. lt.***
- 782 topaz, dk.***
- ¥ 783 topaz, med.***
- ✎ 935 avocado green, dk.*
- G 469 avocado green*
- ∞ 470 avocado green, lt.*
- + 433 brown, med.
- × 434 brown, lt.
- £ 435 brown, vy. lt.
- « 436 tan
- ∪ 437 tan, lt.
- ★ 829 golden olive, vy. dk.**
- ∴ 3829 old gold, vy. dk.**
- ⌘ 680 old gold, dk.**
- △ 729 old gold, med.**
- ~ 676 old gold, lt.**

*Color used only in Santa #1.

**Color used only in Santa #2.

***Color used only in Santa #3.

Stitch count: 98H x 74W each

Design size: 7" x 5 1/3" each

Instructions: Cross stitch over two threads on linen, using two strands of floss. Work 1/4 cross stitch where small symbols appear for eyes, using two strands of floss.

Backstitch over two threads, using one strand of floss.

Work half cross stitch over two threads, using one strand 3031.

Work straight stitch for eyebrows, using one strand blanc for Santas 1–3. Work long stitch for eyebrows, using one strand 645 for Santa 4.

Work long stitch for tip of quill pen on Santa 2, using one strand blanc.

Backstitch instructions:

Santa 1 (with meerschaum pipe):

- 3072 tip of quill pen
- blanc highlights in eyes (red lines)
- 356 face, nose, base of eyes, hand
- 3031 eyes, cap
- 931 eyes (blue lines)
- 632 bottom of nose (gray lines)
- 646 feathers on quill pen

Santa 2 (with quill pen):

- blanc highlights in eyes (red lines)
- 646 feather on quill pen
- 931 eyes (blue lines)
- 356 face, nose, base of eyes, hand
- 632 bottom of nose (gray lines)
- 3031 remainder of backstitch

Santa 3 (with toys):

- blanc highlights in eyes (red lines)
- 931 eyes (blue lines); paint brush tip
- 356 face, nose, base of eyes, hand
- 632 bottom of nose (gray lines)
- 783 car trim
- 844 inner tires, spokes on wheels
- 3031 remainder of backstitch

Santa 4 (with staff):

- blanc highlights in eyes (red lines)
- 931 eyes (blue lines)
- 356 face, base of eyes, hand
- 632 bottom of nose (gray lines)
- 3031 remainder of backstitch

Stitched by Lenor Ortiz, Kimberly Mortimer, Ann Schmitz, and Michele Byers

